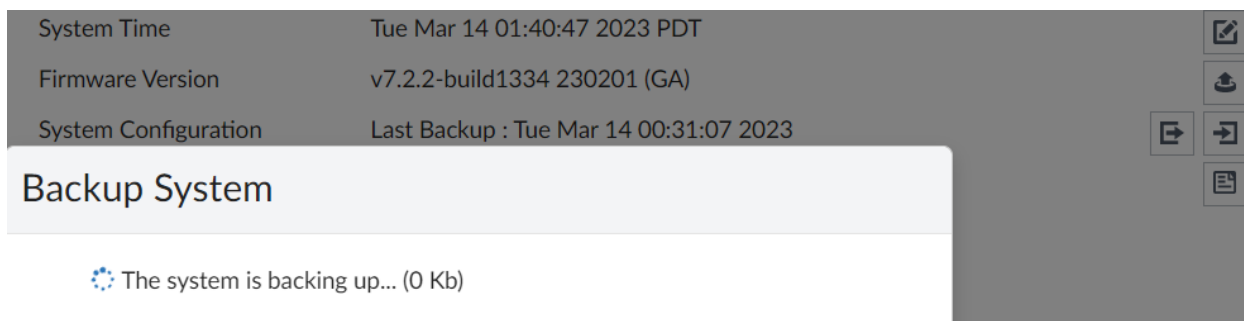
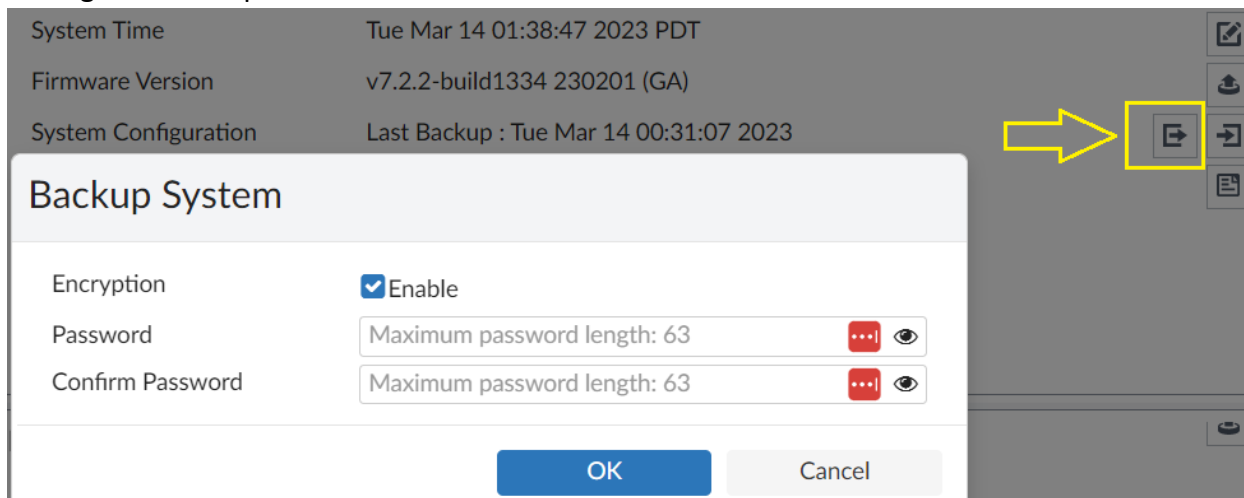


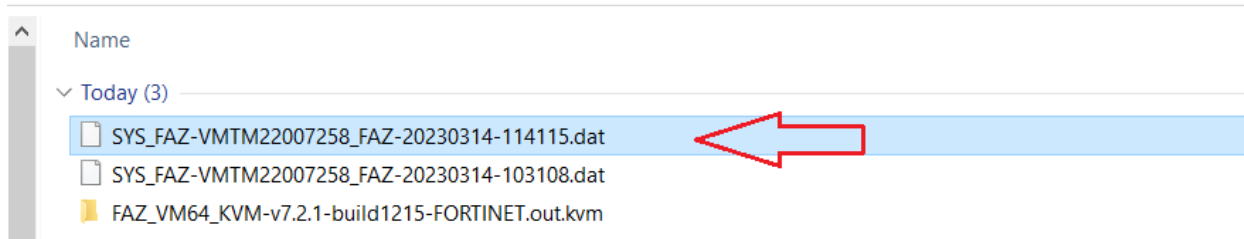
Backup and Restore FortiAnalyzer:

Backup:

Go to **System Settings > Dashboard**. In the System Information widget, click the **backup** button next to System Configuration. The Backup System dialog box opens. If you want to encrypt the backup file, select the Encryption box, then type and confirm the password you want to use. The password can be a maximum of 63 characters. Select **OK** and save the backup file on your management computer.



This PC > WIN (C:) > Users > USER > Downloads >



Restore:

Go to **System Settings > Dashboard**. In the System Information widget, click the restore button next to System Configuration.

System Information

Host Name	FAZ
Serial Number	FAZ-VMTM22007258
Platform Type	FAZVM64-KVM
HA Status	Standalone
System Time	Tue Mar 14 01:52:12 2023 PDT
Firmware Version	v7.2.2-build1334 230201 (GA)
System Configuration	Last Backup : Tue Mar 14 00:31:07 2023
Current Administrators	admin / 1 in total
Up Time	1 hour 18 minutes 11 seconds
Administrative Domain	<input checked="" type="checkbox"/>
Operation Mode	Analyzer Collector

The Restore System dialog box opens. Configure the following settings then select **OK**.

HA Status Standalone
System Time Tue Mar 14 01:45:33 2023 PDT
Firmware Version v7.2.2-build1334 230201 (GA)

Restore System

Upload file by drag & drop here or Browse

SYS_FAZ-VMTM22007258_FAZ-20230314-114115.dat

Password Maximum password length: 63

☐ Overwrite current IP and routing settings

OK Cancel